

Data Structures and Algorithms

CS245-2017S-07

Tree Operations

David Galles

Department of Computer Science

University of San Francisco

07-0: Binary Tree Definition

```
class Node {
    Node() { }
    Node(Comparable elem) {
        this.element = element;
    }
    Node(Object element, Node left, Node right) {
        this.element = element;
        this.left = left;
        this.right = right;
    }
    /* Access methods on next slide */
    private Node left;
    private Node right;
    private Comparable element;
}
```

07-1: Binary Tree Access Methods

```
Node left() {                void setLeft(Node left) {
    return left;              this.left = left;
}                              }

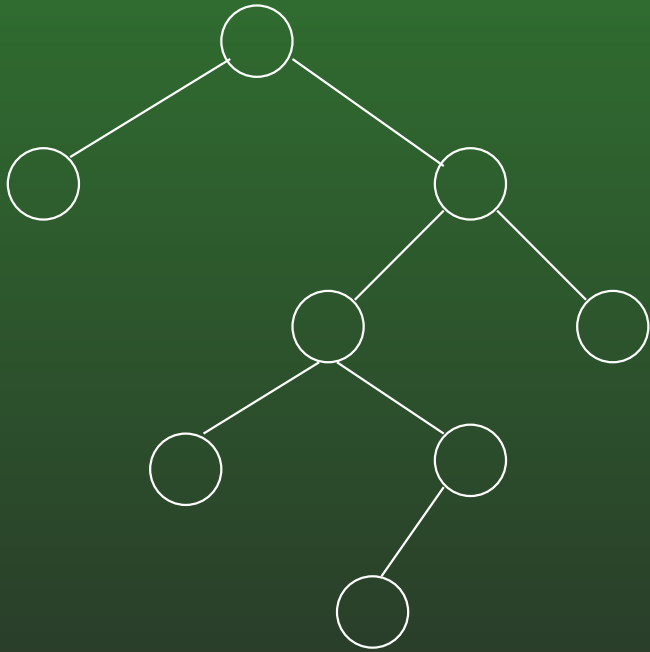
Node right() {               void setRight(Node right) {
    return right;            this.right = right;
}                              }

Comparable element() {
    return element;
}


void setElement(Comparable element) {
    this.element = element;
}
```

07-2: Tree Operations – Height

- Returns the height of the tree
 - (Length of the path to the deepest leaf) + 1



Height = 5



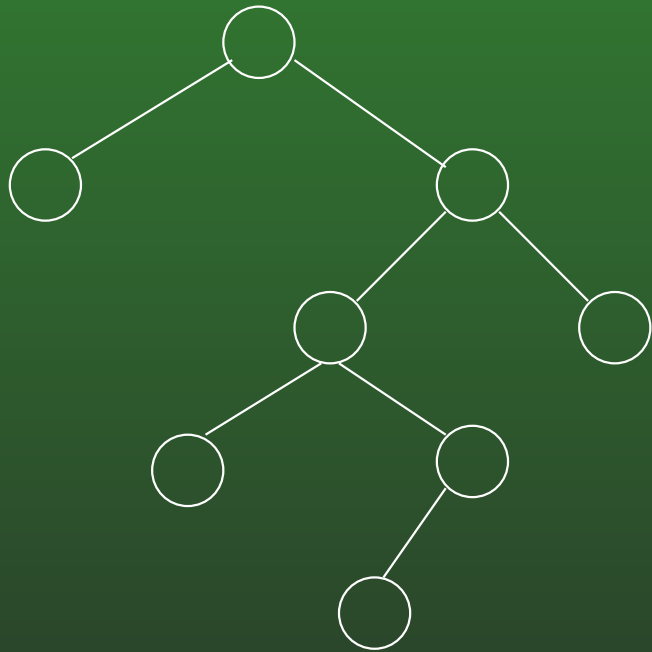
Height = 6

07-3: Tree Operations – Height


```
int height(Node tree) {
    if (tree == null)
        return 0;
    return 1 + MAX(height(tree.left()),
                   height(tree.right()));
}
```

07-4: Tree Operations – NumNodes

- Returns the number of nodes in a tree



Number of Nodes = 8

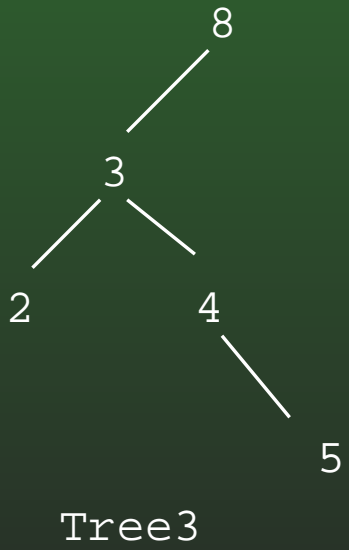
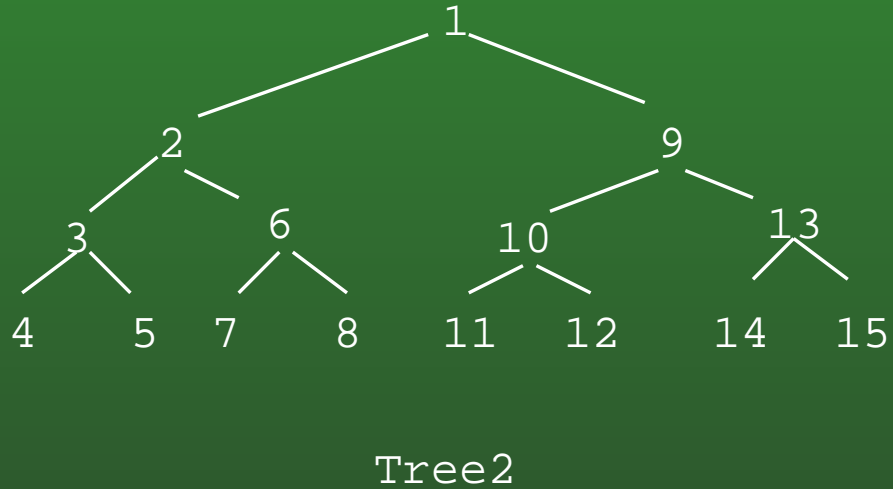
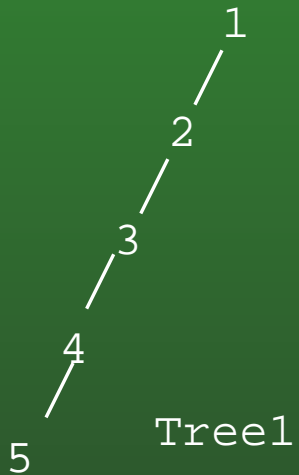


Number of Nodes = 6

07-5: Tree Operations – NumNodes

```
int numNodes(Node tree) {  
    if (tree == null)  
        return 0;  
    return 1 + numNodes(tree.left()) +  
            numNodes(tree.right());  
}
```

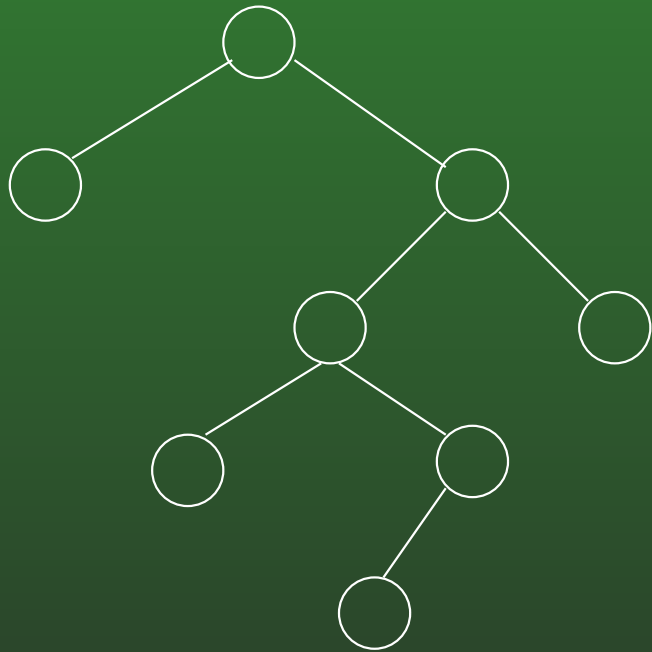
07-6: Writing Tree Functions




Write `find`, `numLeaves`, `shallowestleaf`

07-7: Tree Operations – NumLeaves

- Returns the number of leaves in a tree



Number of Leaves = 4



Number of Leaves = 1

07-8: Tree Operations – NumLeaves

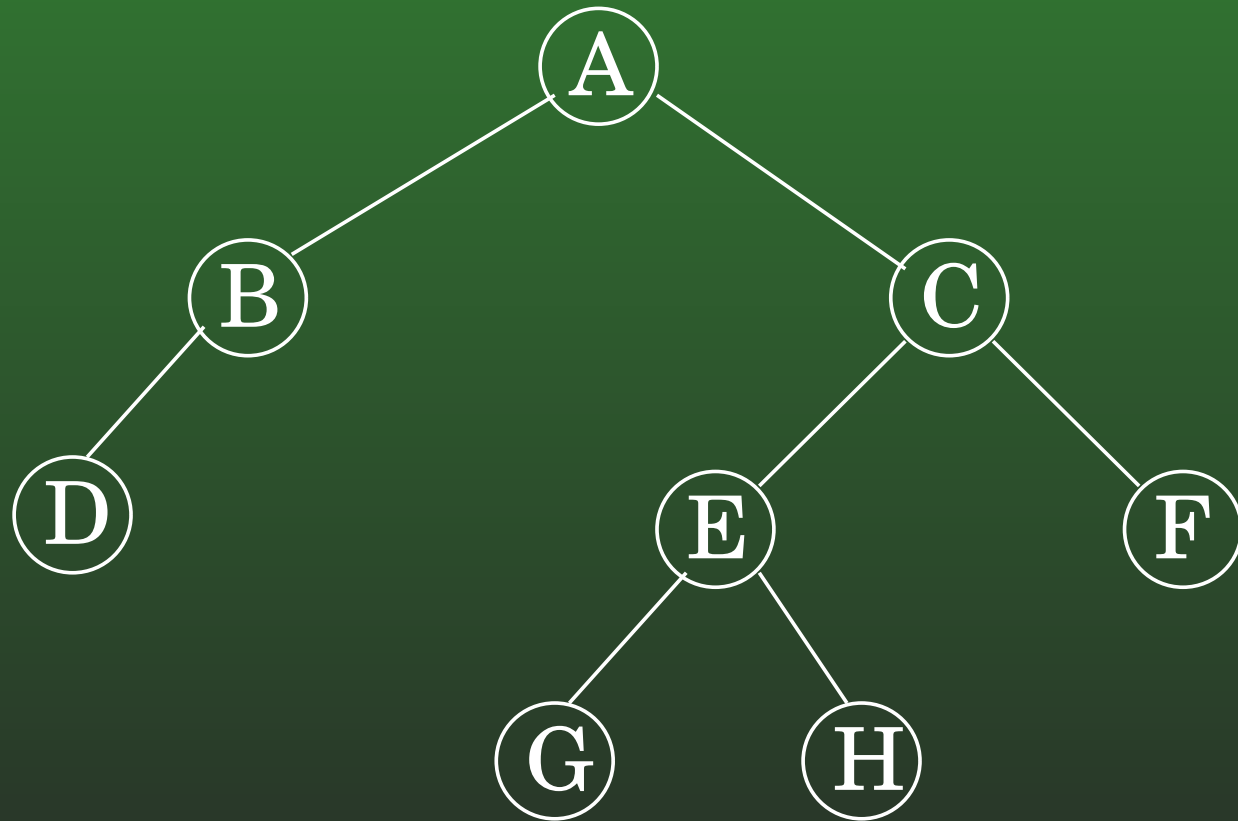
```
int numLeaves(Node tree) {
    if (tree == null)
        return 0;
    if ((tree.left() == null) &&
        (tree.right() == null))
        return 1;
    return numLeaves(tree.left()) +
           numLeaves(tree.right());
}
```

07-9: Tree Traversals

- PREORDER Traversal
 - Do operation on root of the tree
 - Traverse left subtree
 - Traverse right subtree
- INORDER Traversal
 - Traverse left subtree
 - Do operation on root of the tree
 - Traverse right subtree
- POSTORDER Traversal
 - Traverse left subtree
 - Traverse right subtree
 - Do operation on root of the tree

07-10: PREORDER Traversal

Printing out trees (Showing the shape of the tree in the printout)



```
A
  B
    D
  C
    E
      G
    F
      H
  F
```

07-11: PREORDER Traversal

Printing out trees (Showing the shape of the tree in the printout)

- First print the root at current indent level
 - Print the left subtree with larger indentation
 - Print the right subtree with larger indentation

07-12: Printing Binary Trees

```
void print(Node tree, int indent) {
    if (tree != null) {
        for(int i=0; i<indent; i++) {
            System.out.print("\t");
            System.out.println(tree.element().toString())
        }
        print(tree.left(), indent + 1);
        print(tree.right(), indent + 1);
    }
}
```

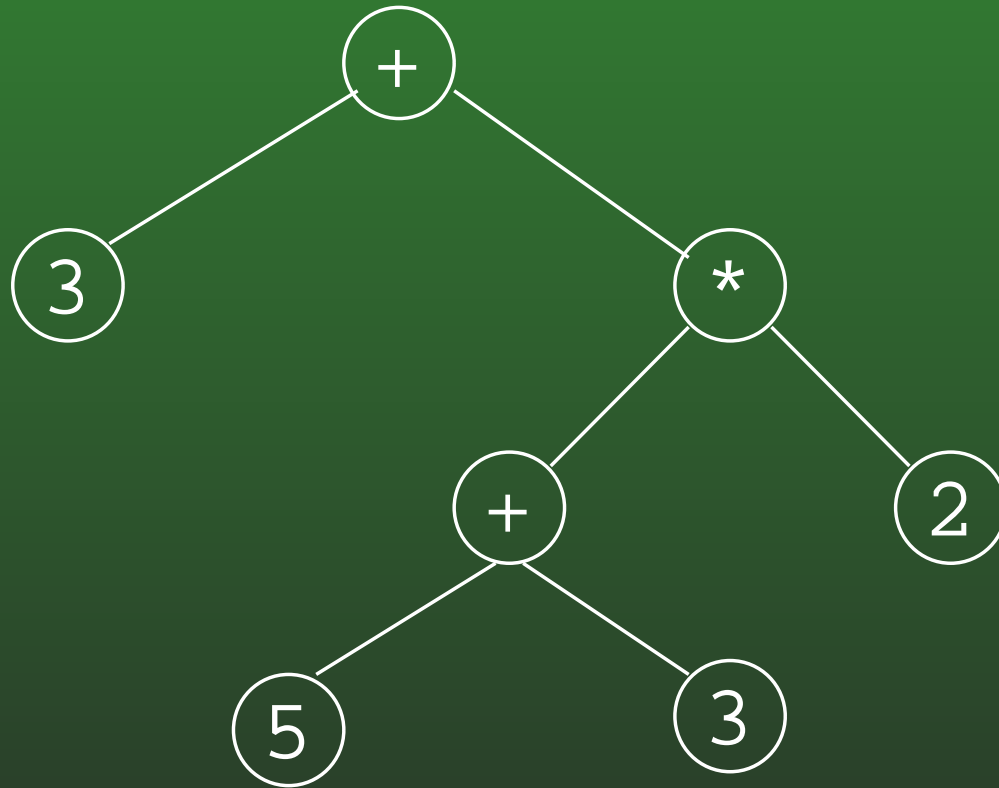
07-13: **INORDER** Traversal

Printing all elements in a Binary Search Tree in order

- (Already covered in previous slides)

07-14: POSTORDER Traversal

Calculating the Value of an expression tree



07-15: **POSTORDER** Traversal

Calculating the Value of an expression tree

- Base case:
 - Return value stored at leaf
- Recursive case:
 - Calculate value of left subtree
 - Calculate value of right subtree
 - Calculate expression value

07-16: Expression Tree Value

```
int value(Node tree) {
    if (tree.left() == null && tree.right() == null)
        return ((Integer) tree.element()).intValue();
    int left = value(tree.left());
    int right = value (tree.right());
    char op = ((Character) tree.element()).charValue();
    switch (op) {
        case '+':
            return left + right;
        case '*':
            return left * right;
        ...
    }
}
```