

# Compilers

## *CS414-2017S-10*

### *Object Oriented Extensions*

David Galles

Department of Computer Science  
University of San Francisco

# 10-0: Classes

---

- simpleJava classes are equivalent to C structs

```
class myclass {
    int x;
    int y;
    boolean z;
}

struct mystruct {
    int x;
    int y;
    int z;
}
```

- What do we need to add to simpleJava classes to make them true objects?

# 10-1: Adding Methods to Classes

---

- To extend simpleJava to be a true object oriented language, classes will need methods.
- New definition of classes:

```
class <classname> {  
    <List of instance variable declarations,  
    method prototypes, &  
    method definitions>  
}
```

- As in regular Java, instance variable declarations & method definitions can be interleaved.

# 10-2: Adding Methods to Classes

---

```
class Point {
    int xpos;
    int ypos;
    Point(int x, int y) {
        xpos = x;
        ypos = y;
    }
    int getX() {
        return xpos;
    }
    int getY() {
        return ypos;
    }
    void setX(int x) {
        xpos = x;
    }
    void setY(int y) {
        ypos = y;
    }
}
```

# 10-3: Adding Methods to Classes

---

```
class Rectangle {  
  
    Point lowerleftpt;  
    Point upperrightpt;  
  
    Rectangle(Point lowerleft, Point upperright) {  
        lowerleftpt = lowerleft;  
        upperrightpt = upperright;  
    }  
  
    int length() {  
        return upperrightpt.getX() - lowerleftpt.getX();  
    }  
  
    int height() {  
        return upperrightpt.getY() - lowerleftpt.getY();  
    }  
  
    int area() {  
        return length() * height();  
    }  
}
```

## 10-4: “This” local variable

---

- All methods have an implicit “this” local variable, a pointer to the data block of the class
- Original version:

```
Point(int x, int y) {  
    xpos = x;  
    ypos = y;  
}
```

- Alternate version:

```
Point(int x, int y) {  
    this.xpos = x;  
    this.ypos = y;  
}
```

# 10-5: Compiler Changes for Methods

---

- Modify Abstract Syntax Tree
- Modify Semantic Analyzer
  - Classes will need function environments
  - “This” pointer defined for methods
- Modify Abstract Assembly Generator
  - Maintain the “this” pointer

## 10-6: Modifications to AST

---

- What changes are necessary to the AST to add methods to classes?
  - Which tree nodes need to be changed?
  - How should they be modified?

## 10-7: Modifications to AST

---

- ASTClass: contain prototypes and method definitions as well as instance variable declarations
  - Add abstract class ASTClassElem
    - ASTMethod, ASTMethodPrototype, ASTInstanceVarDef would be subclasses
- What would .jj file look like?

# 10-8: Changes to .jj file

---

```
void classdef() :
{}
{
<CLASSSS> <IDENTIFIER>
    <LBRACE> classElems() <RBRACE>
}

void classElems() :
{}
{
    (classElem()*
}

void classElem() :
{}
{
    <IDENTIFIER> <IDENTIFIER>
        (((<LBRACK> <RBRACK>)* <SEMICOLON>) |
            (<LPAREN> formals() <RPAREN>) (<SEMICOLON> | <LBRACE> statements() <RBRACE>))
}
```

# 10-9: Modifications to AST

---

- Change AST to allow method calls

```
x.y.foo()
```

```
z[3].y[4].bar(x.foo())
```

# 10-10: Modifications to AST

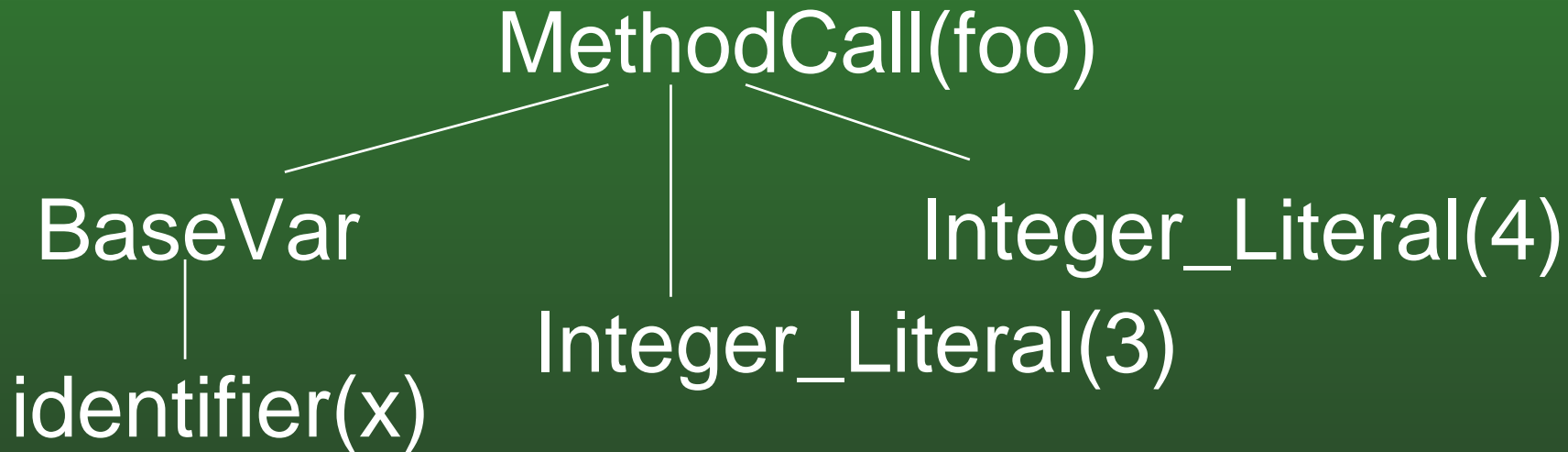
---

- `x.foo(3,4)`

# 10-11: Modifications to AST

---

- `x.foo(3,4)`



# 10-12: Modifications to AST

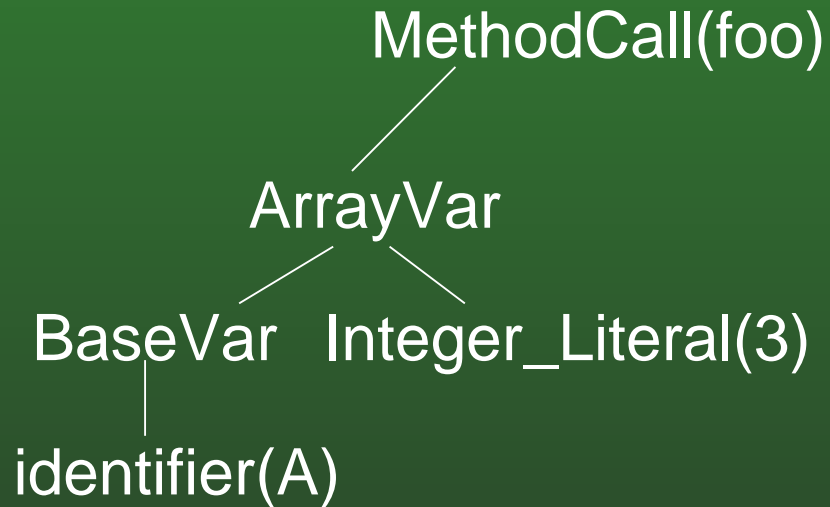
---

- `A[3].foo()`

# 10-13: Modifications to AST

---

- A[3].foo()



# 10-14: Modifications to AST

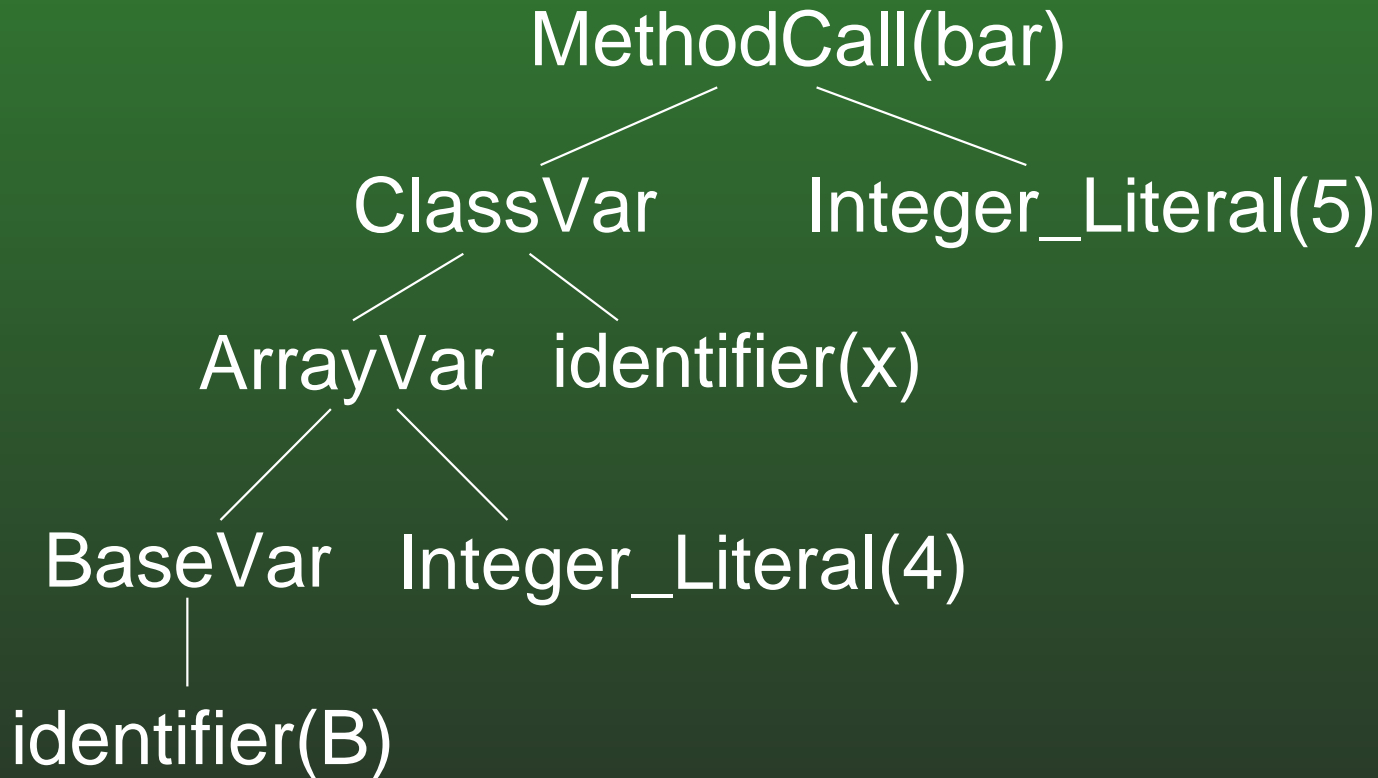
---

- `B[4].x.foo(5)`

# 10-15: Modifications to AST

---

- B[4].x.foo(5)



## 10-16: Modifications to AST

---

- Constructors have slightly different syntax than other functions

```
class Integer {  
  
    int data;  
  
    Integer(int value) {  
        data = value;  
    }  
  
    int intValue() {  
        return data;  
    }  
}
```

# 10-17: Modifications to AST

---

- For the constructor

```
Integer(int value) {  
    data = value;  
}
```

- Create the abstract syntax

```
Integer Integer(int value) {  
    data = value;  
    return this;  
}
```

## 10-18: Modifications to AST

---

```
Integer(int value) {  
    data = value;  
}
```

- Create the abstract syntax

```
Integer Integer(int value) {  
    data = value;  
    return this;  
}
```

- When will this not work?

# 10-19: Modifications to AST

---

- Constructors
  - AST needs to be modified to allow constructors to take input parameters

# 10-20: Changes in Semantic Analysis

---

- Without methods, the internal representation of a class contains only a variable environment
- How should this change if we add methods to classes?

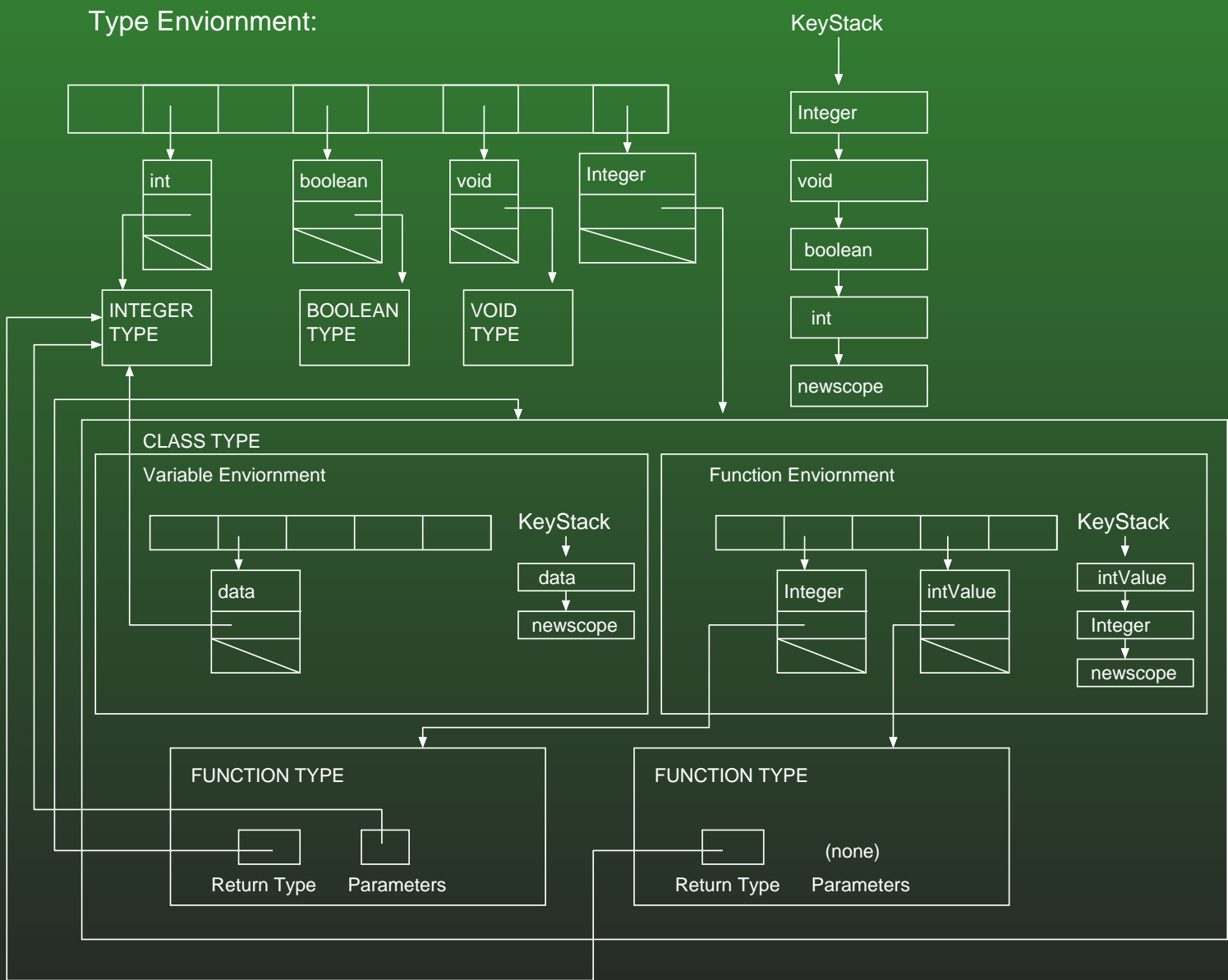
# 10-21: Changes in Semantic Analysis

---

- Add Function Environment to to the internal representation of class types

```
class Integer {  
  
    int data;  
  
    Integer(int initvalue) {  
        data = initvalue;  
    }  
  
    int intValue() {  
        return data;  
    }  
}
```

# 10-22: Changes in Semantic Analysis



# 10-23: Changes in Semantic Analysis

---

- What do you do now to analyze a class?

# 10-24: Changes in Semantic Analysis

---

- What do you do now to analyze a class?
  - Create a new variable environment
  - Analyze (visit) the instance variable declarations
    - Adding each variable to the new variable environment
  - Create a new internal representation of a Class, using the new variable environment
  - Add Class to the class environment

# 10-25: Changes in Semantic Analysis

---

- To analyze a Class Definition
  - Create a new, local function & variable environment
  - Build a new internal representation of a Class, using newly created (local) function & variable environments
  - Add the class to the type environment
  - Begin a new scope in the global variable environment & function environments
  - Add “this” variable to the variable environment, using this class type

# 10-26: Changes in Semantic Analysis

---

- To analyze a Class Definition
  - Analyze variables (adding to global variable environment *and* the local variable environment)
  - Analyze function definitions (adding to global function environment *and* the local function environment )
  - End scopes in global environments

# 10-27: Changes in Semantic Analysis

---

- To analyze a method call `x.foo()`
  - Analyze variable `x`, which should return a class type
  - Look up the function `foo` in the function environment of the variable `x`
  - Return the type of `foo()`

# 10-28: SA: Methods & Instance Vars

---

```
class MethodExample {  
    int instanceVar;  
  
    MethodExample() {}  
  
    int foo(int x) {  
        return x + instanceVar;  
    }  
  
    int bar(int x) {  
        return foo(x);  
    }  
}
```

# 10-29: SA: Methods & Instance Vars

---

- What extra work do we need to do to allow instanceVar to be seen in foo?

# 10-30: SA: Methods & Instance Vars

---

- What extra work do we need to do to allow `instanceVar` to be seen in `foo`?
  - None! `InstanceVar` is already in the global variable environment.
  - (We will need to do a little extra work to generate abstract assembly – why?)

# 10-31: SA: Methods from Methods

---

- What extra work do we need to do to allow bar to call the function foo?

## 10-32: SA: Methods from Methods

---

- What extra work do we need to do to allow bar to call the function foo?
  - None!
  - When we analyzed foo, we added the proper prototype to both the global function environment and the local function environment

# 10-33: SA: Constructors

---

- `new MyClass(3,4)`
  - Look up “MyClass” in the type environment, to get the definition of the class
  - Look up “MyClass” in the function environment for the class
  - Check to see that the number & types of parameters match
  - Return the type of MyClass

# 10-34: SA: Example

---

```
class SimpleClass {  
  
    int x;  
    int y;  
  
    SimpleClass(int initialx, initialy) {  
        x = initialx;  
        y = initialy;  
    }  
  
    int average() {  
        int ave;  
  
        ave = (x + y) / 2;  
        return ave;  
    }  
}  
  
void main {  
    SimpleClass z;  
    int w;  
  
    z = new SimpleClass(3,4);  
    w = z.average();  
}
```

## 10-35: SA – Example

---

- To analyze class `SimpleClass`
  - Create a new empty variable & function environment
  - Create a new class type that contains these environments
  - Begin a new scope in the global function & variable environments
  - Add “this” to the global variable environment, with type `SimpleClass`
  - Add `x` and `y` to *both* the local and global variable environment
  - Add the prototype for the constructor to the local and global environments

## 10-36: SA – Example

---

- To analyze class `SimpleClass` (continued)
  - Analyze the body of `SimpleClass`
  - Add prototype for `average` to both the local and global function environment
  - Analyze the body of `average`
  - End scope in global function & variable environments

## 10-37: SA – Example

---

- To analyze the body of `SimpleClass`
  - Begin a new scope in the global variable environment
  - Add `initialx` and `intially` to the global variable environment (both with type `INTEGER`)
  - Analyze statement `x = initialx` using global environments
  - Analyze statement `y = intially` using global environments
  - Analyze statement `return this;` using global environments
    - Added implicitly by the parser!
  - End scope in the global variable environment

## 10-38: SA – Example

---

- To analyze the body of `average`
  - Begin a new scope in the global variable environment
  - Add `ave` to the global variable environment with type `INTEGER`
  - Analyze the statement `ave = (x + y) / 2` using global environments
  - Analyze the statement `return ave` using global environments
  - End scope in local variable environment

# 10-39: SA – Example

---

- To analyze the body of main
  - Begin a new scope in the variable environment
  - Add `z` to the variable environment, with the type `SimpleClass`
  - Analyze the statement  
`z = new SimpleClass(3,4);`

# 10-40: SA – Example

---

- To analyze the body of main (continued)
  - `z = new SimpleClass(3,4);`
    - Look up SimpleClass in the type environment. Extract the function environment for SimpleClass
    - Look up SimpleClass in this function environment
    - Make sure the prototype for SimpleClass takes 2 integers
    - Look up the type of z in the global variable environment
    - Make sure the types match for the assignment statement

# 10-41: SA – Example

---

- To analyze the body of main (continued)
  - Analyze the statement `w = z.average()` ;
    - Look up `z` in the variable environment, and make sure that it is of type `CLASS`.
    - Using the function environment obtained from the `CLASS` type for `z`, look up the key `average`. Make sure that the function `average` takes zero input parameters.
    - Make sure the return type of `average` matches the type of `w`.
  - End scope in the variable environment

# 10-42: Changes Required in AAT

---

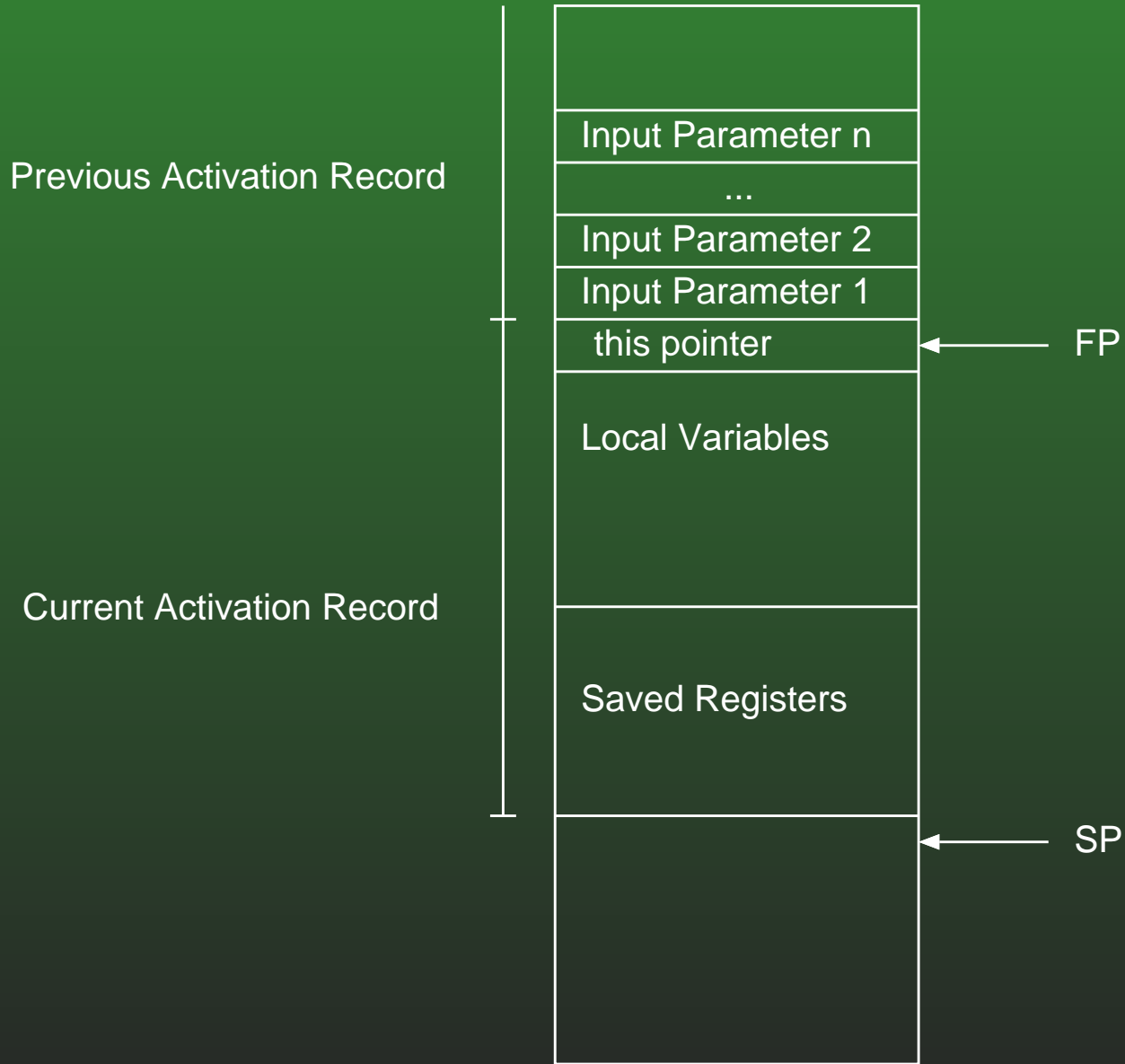
- We will also need to make some changes in the AAT generator
  - Maintain “this” pointer
    - Set the value of the “this” pointer at the beginning of a method call
  - Access instance variables using the “this” pointer.
    - `x = 3;` produces different code if `x` is an instance variable or a local variable.

# 10-43: Activation Record for Methods

---

- Activation records for methods will contain a “this” pointer
- “this” pointer will be the first item in the activation record
- Remainder of the activation record does not change
- “This” pointer is passed in as implicit 0th parameter

# 10-44: Activation Record for Methods



# 10-45: Activation Record for Methods

---

- To set up an activation record (at the beginning of a method call)
  - Save registers, as normal
  - Set the FP to  $(SP + WORDSIZE)$ 
    - So that the “this” pointer ends up in the correct activation record
    - Passed as the 0th parameter
  - “this” is at location FP
  - First local variable is at location  $FP - WORDSIZE$
  - First input parameter is at location  $FP + WORDSIZE$

## 10-46: AATs for Method Calls

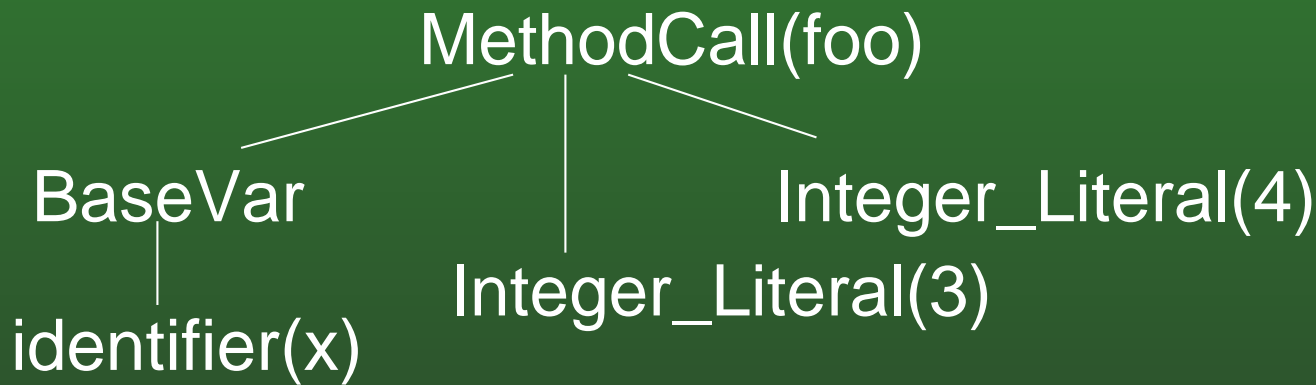
---

- Passing implicit “this” parameter
  - Each method call needs to be modified to pass in the implicit “this” parameter.
- Need to handle two types of method calls
  - Explicit method calls
    - `x.foo(3,4)`
  - Implicit Method Calls
    - Class contains methods `foo` and `bar`
    - `foo` calls `bar` (without using “this”)

# 10-47: Explicit Method Calls

---

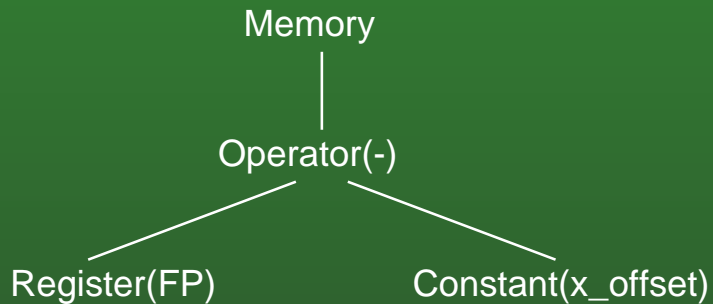
- `x.foo(3,4)`
- AST:



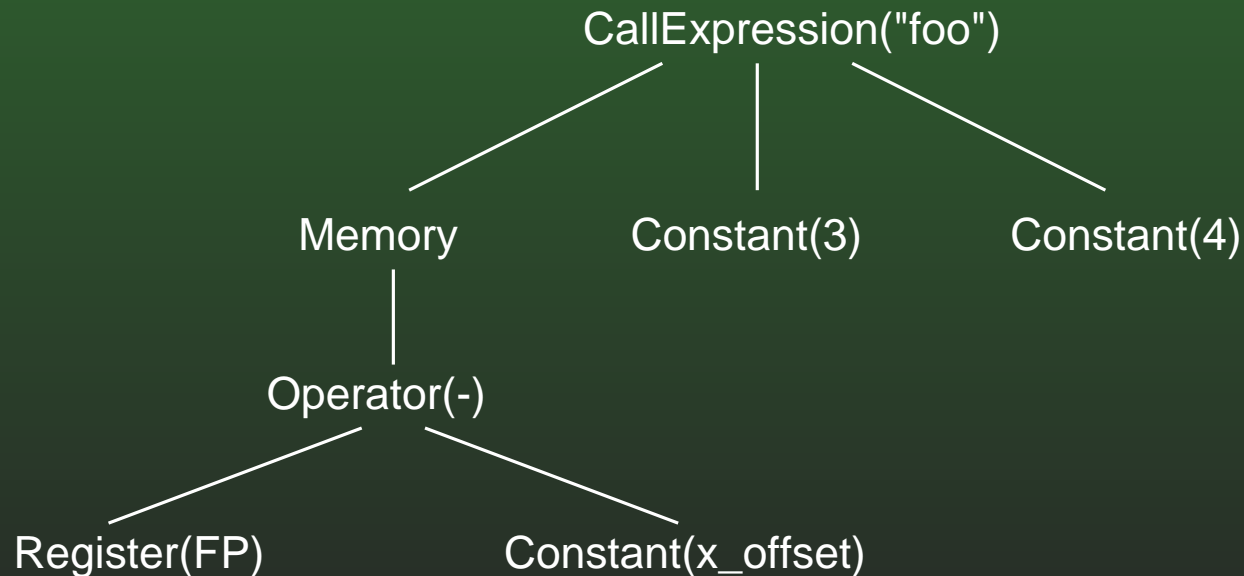
- What should the Abstract Assembly be for this method call?
- (What should we pass as the “this” pointer?)

# 10-48: Explicit Method Calls

- AAT for x:



- AAT for x.foo(3,4)



# 10-49: Implicit Method Calls

---

```
class MyClass {  
    int foo(int y) {  
        return y + 1;  
    }  
  
    void bar() {  
        int x;  
        x = foo(7);  
    }  
}  
  
int myfunction(int a) {  
    return a + 1;  
}  
  
void main() {  
    int x;  
    x = myfunction(3);  
}
```

# 10-50: Implicit Method Calls

---

- `x = myfunction()` in `main` is a function call – don't need to pass in a "this" pointer
- `x = foo(7)` in `bar` is a method call – need to pass in a "this" pointer
- Add another field to `FunctionEntry`: `Method` bit
  - `false` if entry is a function (no need for "this" pointer)
  - `true` if entry is a method (need 0th parameter for "this" pointer)

# 10-51: Implicit Method Calls

---

```
class MethodCalling {  
  
    int foo(int y) {  
        return y + 1;  
    }  
  
    void bar() {  
        int x;  
        x = foo(7);  
    }  
}
```

# 10-52: Implicit Method Calls

---

- We know `foo` is a method call
  - method bit set to true in function entry for `foo`
- Need to pass in the “this” pointer as 0th parameter
- How can we calculate the “this” pointer to pass in?

# 10-53: Implicit Method Calls

---

- We know `foo` is a method call
  - method bit set to true in function entry for `foo`
- Need to pass in the “this” pointer as 0th parameter
- How can we calculate the “this” pointer to pass in?
  - Same as the “this” pointer of the current function

# 10-54: Implicit Method Calls

---

- Any time a method is called implicitly, the “this” pointer to send in is:

# 10-55: Implicit Method Calls

---

- Any time a method is called implicitly, the “this” pointer to send in is:



# 10-56: Implicit Method Calls

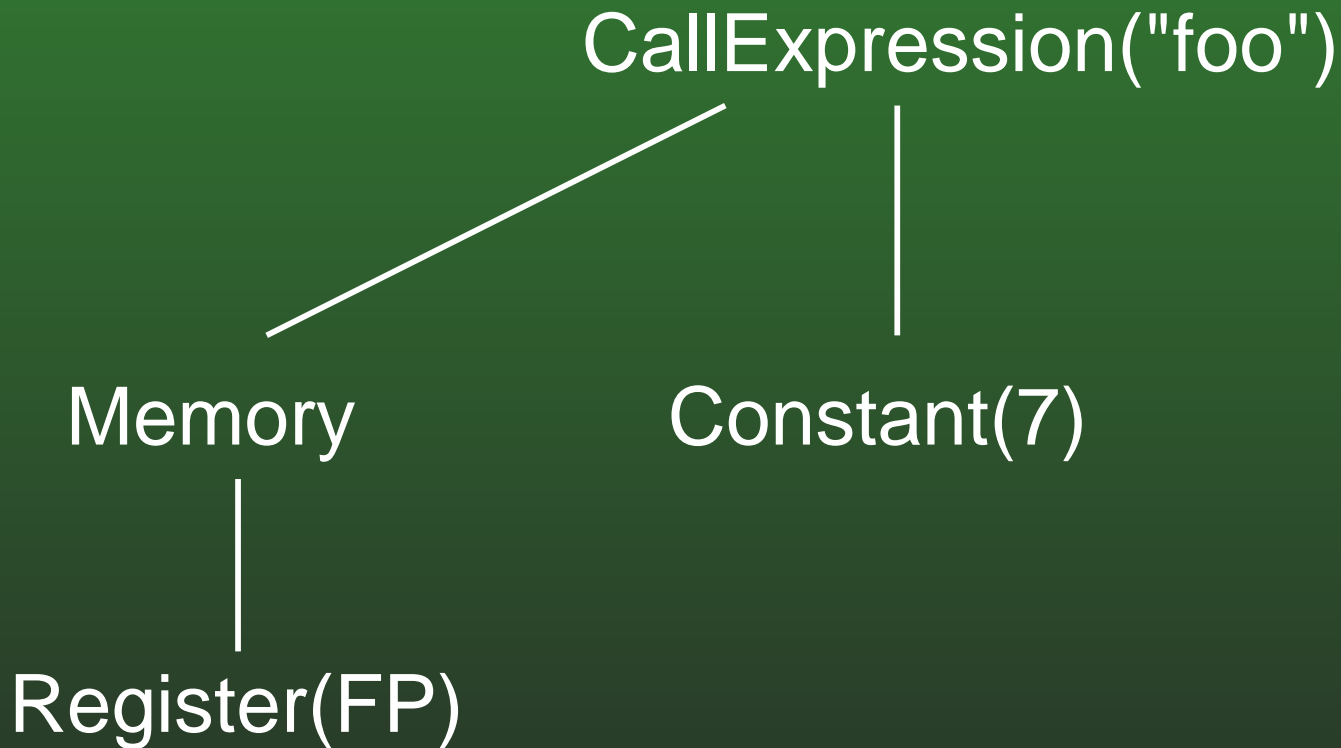
---

- Abstract Assembly for `foo(7)`

# 10-57: Implicit Method Calls

---

- Abstract Assembly for `foo(7)`



# 10-58: Constructor Calls

---

- Just like any other method call
- But... we need an initial “this” pointer
- No space has been allocated yet!

## 10-59: Constructor Calls

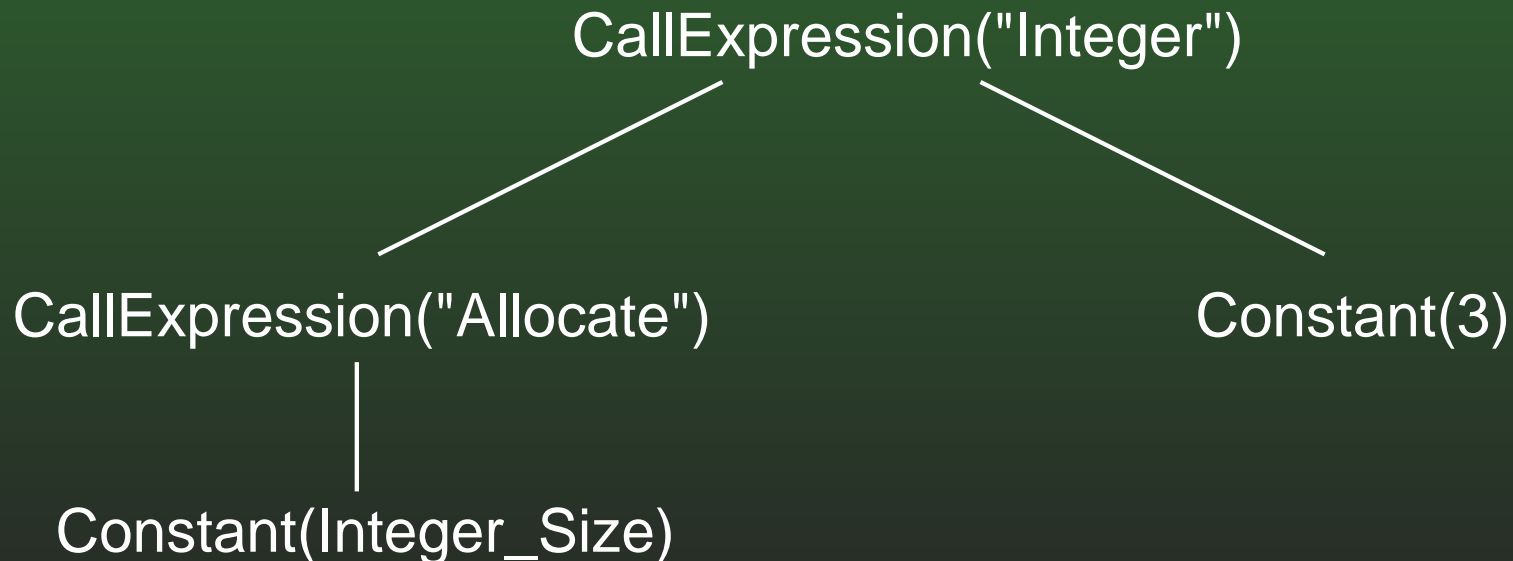
---

- The AAT for a constructor call needs to:
  - Allocate the necessary space for the object
  - Call the constructor method, passing in the appropriate “this” pointer
- What should the AAT for `new Integer(3)` be?

# 10-60: Constructor Calls

---

- The AAT for a constructor call needs to:
  - Allocate the necessary space for the object
  - Call the constructor method, passing in the appropriate “this” pointer
- What should the AAT for `new Integer(3)` be?



# 10-61: AATs for Instance Variables

---

```
class InstanceVsLocal {
    int instance;

    void method() {
        int local;

        local = 3;    /* line A */
        instance = 4; /* line B */
    }
}
```

- Stack / heap contents during method?
- AAT for line A?
- AAT for line B?

# 10-62: Instance vs. Local Variables

---

- Instance variables and local variables are implemented differently.
- Need to know which variables are local, and which variables are instance variables (just like methods)
- Add instanceVar bit to VariableEntry
  - true for is instance variable
  - false for local variables / parameters

## 10-63: Instance Variable Offsets

---

- Keep track of two offsets (using two globals)
  - Local variable offset
  - Instance variable offset
- At the beginning of a class definition:
  - Set instance variable offset to 0
  - Insert “this” pointer into the variable environment, as a *local variable*
- At the beginning of each method
  - set the local variable offset to `-WORDSIZE`
  - Remember the “this” pointer!

## 10-64: Instance Variable Offsets

---

- When an instance variable declaration is visited:
  - Add variable to local & global variable environments, using the instance variable offset, with instance bit set to true
  - Decrement instance variable offset by WORDSIZE
- When a local variable declaration is visited:
  - Add variable to only the global variable environment, using the local variable offset, with instance bit set to false
  - Decrement local variable offset by WORDSIZE

# 10-65: AATs for Instance Variables

---

- For a base variable:
  - If it is a local variable, proceed as before
  - If it is an instance variable
    - Add an extra “Memory” node to the top of the tree
    - Need to do nothing else!

# 10-66: AATs for Instance Variables

---

```
class InstanceVsLocal {  
    int instance;  
  
    void method() {  
        int local;  
  
        local = 3;  
        instance = 4;  
    }  
}
```

# 10-67: AATs for Instance Variables

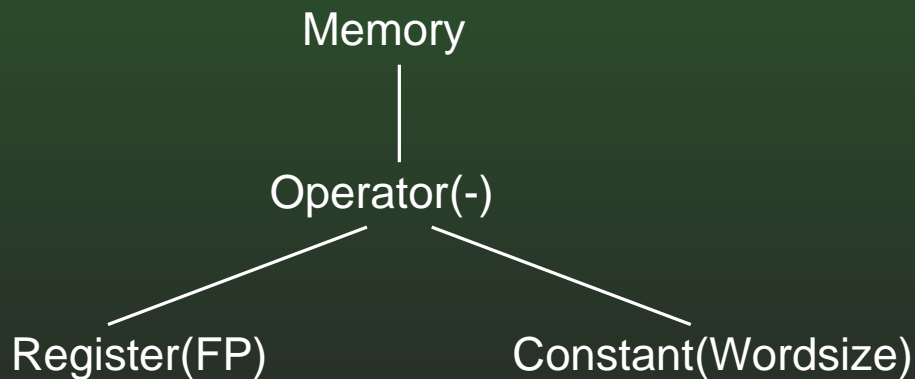
---

- Insert `instance` to the global variable environment, with the “instance variable” bit set to 1, with offset 0
- Insert `local` to the global variable environment, with the “instance variable” bit set to 0, with offset `WORDSIZE` (remember “this” pointer!)
- Abstract Assembly for `local`:

# 10-68: AATs for Instance Variables

---

- Insert `instance` to the global variable environment, with the “instance variable” bit set to 1, with offset 0
- Insert `local` to the global variable environment, with the “instance variable” bit set to 0, with offset `WORDSIZE` (remember “this” pointer!)
- Abstract Assembly for `local`:



## 10-69: AATs for Instance Variables

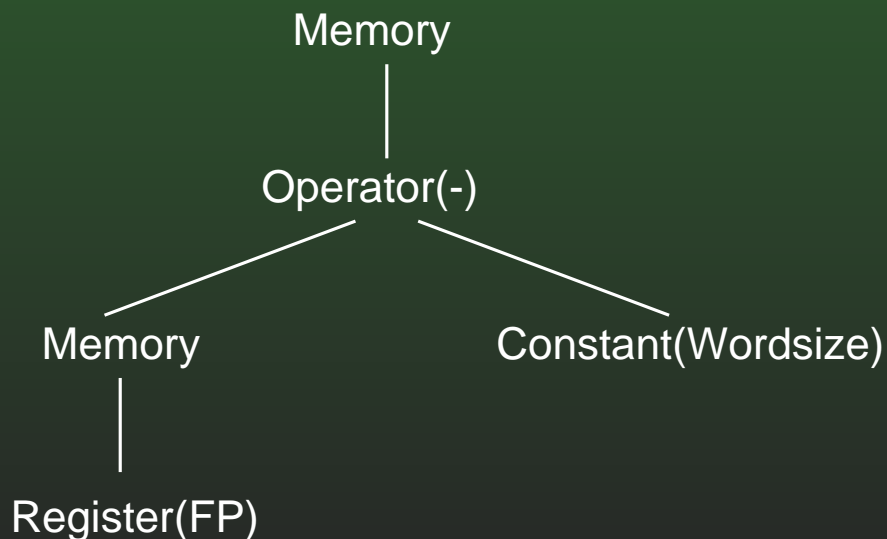
---

- Insert `instance` to the global variable environment, with the “instance variable” bit set to 1, with offset 0
- Insert `local` to the global variable environment, with the “instance variable” bit set to 0, with offset `WORDSIZE` (remember “this” pointer!)
- Abstract Assembly for `instance`

# 10-70: AATs for Instance Variables

---

- Insert `instance` to the global variable environment, with the “instance variable” bit set to 1, with offset 0
- Insert `local` to the global variable environment, with the “instance variable” bit set to 0, with offset `WORDSIZE` (remember “this” pointer!)
- Abstract Assembly for `instance`



# 10-71: Instance vs. Local Variables

---

```
class MyClass {  
  
    int instance1;  
    int instance2;  
  
    void method(int param) {  
        int local;  
  
        local = instance1 - instance2 + param;  
    }  
}
```

- Stack / heap contents during method?
- AAT for assignment statement?

# 10-72: AATs for Instance Variables

- What about class variables and array variables?

```
class Class1 {
    int x;
    int y[];
}
class Class2 {
    Class1 C1;
    int array[];
    Class1 C2[];
    void method() {
        array[2] = 3;
        C1.x = 3;
        C1.y[2] = 4;
        C2[3].y[4] = 5;
    }
}

void main() {
    Class2 C2 = new Class2();
    C2.C1 = new Class1();
    C2.C1.y = new int[10];
    C2.array = new int[10];
    C2.C2 = new Class1[5];
    C2.C2[3] = new Class1();
    C2.C2[3].y = new int[5];

    C2.method();
}
```

# 10-73: Code Generation

---

- When methods are added to classes, what changes are necessary in the code generation stage?

# 10-74: Code Generation

---

- When methods are added to classes, what changes are necessary in the code generation stage?
- None!
  - The AAT structure is not changed
  - Prior modifications create legal AAT
  - Code Generator should work unchanged.

# 10-75: Inheritance

---

```
class Point {
    int xpos;
    int ypos;

    Point(int x, int y) {
        xpos = x;
        ypos = y;
    }

    int getX() {
        return xpos;
    }

    void setX(int x) {
        xpos = x;
    }

    int getY() {
        return ypos;
    }

    void setY(int y) {
        ypos = y;
    }
}
```

# 10-76: Inheritance

---

```
class Circle extends Point {
    int radiusval;

    Circle(int x, int y, int radius) {
        xpos = x;
        ypos = y;
        radiusval = radius;
    }

    int getRadius() {
        return radiusval;
    }

    void setRadius(int radius) {
        radiusval = radius;
    }
}
```

# 10-77: Inheritance

---

- What changes are necessary to the lexical analyzer to add inheritance?

# 10-78: Inheritance

---

- What changes are necessary to the lexical analyzer to add inheritance?
  - Add keyword “extends”
  - No other changes necessary

# 10-79: Inheritance

---

- What changes are necessary to the Abstract Syntax Tree for adding inheritance?

# 10-80: Inheritance

---

- What changes are necessary to the Abstract Syntax Tree for adding inheritance?
  - Add a “subclass-of” field to the class definition node
  - “subclass-of” is a String
    - Examples for point, circle

# 10-81: Inheritance

---

- What changes are necessary to the Semantic Analyzer for adding inheritance?

## 10-82: Inheritance

---

- What changes are necessary to the Semantic Analyzer for adding inheritance?
  - Allow subclass access to all methods & instance variables of superclass
  - Allow assignment of a subclass value to a superclass variable

## 10-83: Inheritance

---

- What changes are necessary to the Semantic Analyzer for adding inheritance?
  - Add everything in the environment of superclass to the environment of the subclass
  - Add a “subclass-of” pointer to internal representation of types
  - On assignment, if types are different, follow the “subclass-of” pointer of RHS until types are equal, or run out of superclasses.

# 10-84: Environment Management

---

- Case 1

```
class baseclass {  
    int a;  
    boolean b;  
}
```

```
class subclass extends baseclass {  
    boolean c;  
    int d;  
}
```

- baseclass contains 2 instance variables (a and b)
- subclass contains 4 instance variables (a, b, c and d)

# 10-85: Environment Management

---

- Case 2

```
class baseclass2 {  
    int a;  
    boolean b;  
}  
class subclass2 extends baseclass2 {  
    int b;  
    boolean c;  
}
```

- baseclass2 contains a, b
- subclass2 contains 4 instance variables, only 3 are accessible a, b (int), c

# 10-86: Environment Management

---

- Case 2

```
class baseclass2 {
    int a;
    boolean b;
}
class subclass2 extends baseclass2 {
    int b;
    boolean c;
}
```

- subclass2 contains 4 instance variables, only 3 are accessible a, b (int), c
- How could we get at the boolean value of b?

# 10-87: Environment Management

---

- Case 3

```
class baseclass3 {
    int foo() {
        return 2;
    }
    int bar() {
        return 3;
    }
}
class subclass3 extends baseclass3 {
    int foo() {
        return 4;
    }
}
```

# 10-88: Environment Management

---

- When subclass A extends a base class B
  - Make clones of the variable & function environments of B
  - Start A with the clones
  - Add variable and function definitions as normal

# 10-89: Environment Management

---

- To analyze a class A which extends class B
  - begin scope in the global variable and function environments
  - Look up the definition of B in the type environment
  - Set superclass pointer of A to be B
  - Add all instance variables in B to variable environment for B, and the global variable environment
  - Add all function definitions in B to the function environment for A and the global function environment

# 10-90: Environment Management

---

- To analyze a class A which extends class B (continued)
  - Add “this” pointer to the variable environment of A
    - Overriding the old “this” pointer, which was of type B
  - Analyze the definition of A, as before
  - End scope in global function & variable environments

# 10-91: Assignment Statements

---

- To analyze an assignment statement
  - Analyze LHS and RHS recursively
  - If types are not equal
    - If RHS is a class variable, follow the superclass pointer of RHS until either LHS = RHS, or reach a null superclass
- Use a similar method for input parameters to function calls

# 10-92: **Abstract Assembly**

---

- What changes are necessary in the abstract assembly generator for adding inheritance?

## 10-93: Abstract Assembly

---

- What changes are necessary in the abstract assembly generator for adding inheritance?
  - At the beginning of a class definition, set the instance variable offset = size of instance variables in superclass, instead of 0
    - When instance variables are added to subclass, use the same offsets that they had in superclass.
  - No other changes are necessary!

# 10-94: Code Generation

---

- What changes are necessary in the code generator for adding inheritance?

# 10-95: Code Generation

---

- What changes are necessary in the code generator for adding inheritance?
- None – generate standard Abstract Assembly Tree

# 10-96: Inheritance

---

- Adding inheritance without virtual functions can lead to some odd behavior

# 10-97: Inheritance

---

```
class base {  
    int foo() {  
        return 3;  
    }  
}
```

```
class sub extends base {  
    int foo() {  
        return 4;  
    }  
}
```

```
void main() {  
    base A = new base();  
    base B = new sub();  
    sub C = new sub();  
  
    print(A.foo());  
    print(B.foo());  
    print(C.foo());  
}
```

# 10-98: Inheritance

---

- Adding inheritance without virtual functions can lead to some odd behavior
  - Hard-to-find bugs in C++
  - Why java does uses virtual functions
  - Non-virtual (static, final) cannot be overridden

# 10-99: Access Control

---

```
class super {
    int x;
    public int y;
    private int z;

    void foo() {
        x = 1;
        z = 2;
    }
}

void main () {
    super superclass;
    sub subclass;
    superclass = new super();
    subclass = new sub();
    superclass.x = 5;
    superclass.z = 6;
    subclass.y = 7;
    subclass.a = 8;
}
```

```
class sub extends super {
    private int a;

    void bar() {
        z = 3;
        a = 4;
    }
}
```

# 10-100: Access Control

---

```
class super {
    int x;
    public int y;
    private int z;

    void foo() {
        x = 1; /* Legal */
        z = 2; /* Legal */
    }
}

void main () {
    super superclass;
    sub subclass;
    superclass = new super();
    subclass = new sub();
    superclass.x = 5; /* Legal */
    superclass.z = 6; /* Illegal */
    subclass.y = 7; /* Legal */
    subclass.a = 8; /* Illegal */
}
```

```
class sub extends super {
    private int a;

    void bar() {
        z = 3; /* Illegal */
        a = 4; /* Legal */
    }
}
```

# 10-101: **Access Control**

---

- Changes required in Lexical Analyzer

# 10-102: Access Control

---

- Changes required in Lexical Analyzer
  - Add keywords “public” and “private”

# 10-103: **Access Control**

---

- Changes required in Abstract Syntax Tree

# 10-104: Access Control

---

- Changes required in Abstract Syntax Tree
  - Add extra bit to methods and instance variables
    - public or private

# 10-105: **Access Control**

---

- Changes required in Semantic Analyzer

# 10-106: Access Control

---

- Changes required in Semantic Analyzer
  - Allow access to a variable within a class
  - Deny Access to variable outside of class
- How can we do this?

# 10-107: Access Control

---

- Changes required in Semantic Analyzer
  - Allow access to a variable within a class
  - Deny Access to variable outside of class
- Use the global variable environment to access variables inside class
- Use the local variable environment to access variables outside class

(examples)

# 10-108: Access Control

---

- When analyzing a public instance variable declaration
  - `public int y;`
  - Add `y` to both the local and global variable environment
- When analyzing a private instance variable declaration
  - `private int z;`
  - Add `z` to *only* the global variable environment

# 10-109: Access Control

---

- If we add `z` to only the global variable environment
  - When we access `z` from within the class, it will be found
  - When we access `z` from outside the class, it will *not* be found
  - Need to add a hack for getting `this.x` to work correctly ...

# 10-110: Access Control

---

- Changes required in the Assembly Tree Generator
  - Private variables are no longer added to the private variable environment
  - Can no longer use the size of the variable environment as the size of the class
  - Need to add a “size” field to our internal representation of class types

# 10-111: **Access Control**

---

- Changes required in the Code Generator

# 10-112: Access Control

---

- Changes required in the Code Generator
  - We are still producing valid abstract assembly
  - No further changes are necessary

# 10-113: Overloading Functions

---

- Multiple functions (or methods in the same class) with the same name
- Use the # and types of the parameters to distinguish between them

```
int foo(int x);  
int foo(boolean z);  
void foo(int x, int y);
```

- Calls:

```
x = foo(3);  
x = foo(true);  
foo(3+5, foo(true));
```

# 10-114: Overloading Functions

---

- Just as in regular Java, can't overload based on the *return type* of a function or method.
- Why not?

# 10-115: Overloading Functions

---

```
int foo(int x);  
int foo(boolean y);
```

```
int bar(int x);  
boolean bar(int x);
```

```
z = foo(bar(3));
```

- What should the compiler do?

# 10-116: **Overloading Functions**

---

- Changes required in the Lexical Analyzer

# 10-117: Overloading Functions

---

- Changes required in the Lexical Analyzer
  - Not adding any new tokens
  - No changes required

# 10-118: **Overloading Functions**

---

- Changes required to the Abstract Syntax:

# 10-119: Overloading Functions

---

- Changes required to the Abstract Syntax:
  - None!

# 10-120: Overloading Functions

---

- Changes required to the Semantic Analyzer
  - Need to distinguish between:
    - `int foo(int a, int b)`
    - `int foo(boolean c, int d)`

# 10-121: Overloading Functions

---

- Need to distinguish between:
  - `int foo(int a, int b)`
  - `int foo(boolean b, int d)`
- We could use `fooIntInt` and `fooBooleanInt` as keys
  - Problems?

# 10-122: Overloading Functions

---

- `foo(3+4, bar(3,4));`
  - Need to convert `(3+4)` to “int”, `bar(3+4)` to “int” (assuming `bar` returns an integer)
  - Better solution?

# 10-123: Overloading Functions

---

- `foo(3+4, bar(3,4));`
  - Convert the pointer to the internal representation of an integer to a string
  - Append this string to “foo”
  - Use new string as key to define function
    - `foo13518761351876`
  - From `3+4` and `bar(3,4)`, we can get at the pointer to the internal representation of the type

# 10-124: Overloading Functions

---

- Once we have expanded the key for functions to include the *types* of the input parameters, what further work is needed?

# 10-125: Overloading Functions

---

- Once we have expanded the key for functions to include the *types* of the input parameters, what further work is needed?
  - None!

# 10-126: Recursive Classes

---

- Recursive classes allow for linked data structures

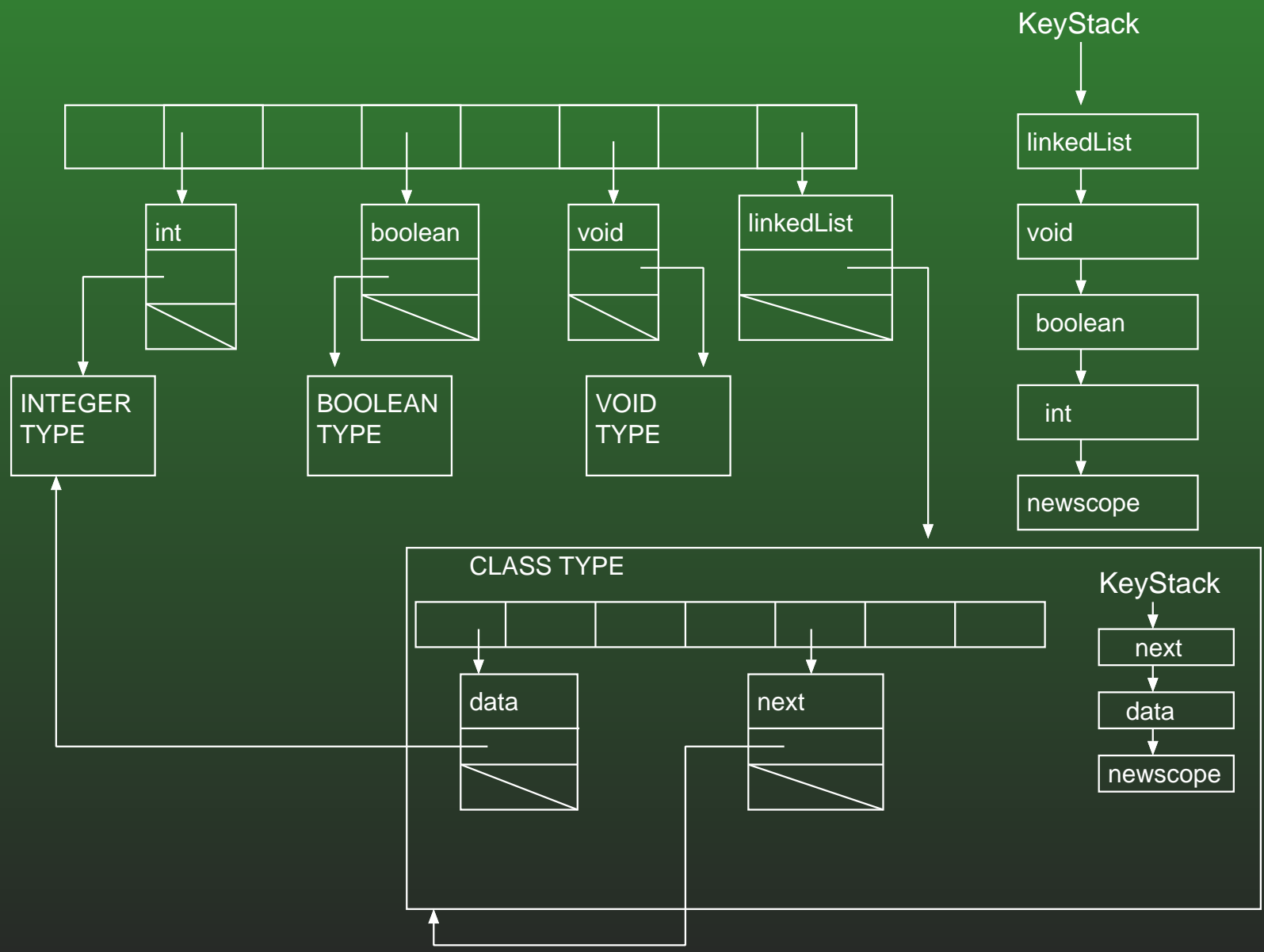
```
class linkedList {  
    int data;  
    linkedList next;  
}
```

# 10-127: Recursive Classes

---

- Changes necessary to allow recursive classes
  - Add keyword “null”
  - Add “null expression” to AST
  - Add class to type environment before class has been completely examined
  - Allow “null” expression to be used for any class value

# 10-128: Recursive Classes



# 10-129: Recursive Classes

---

- Modifications to Semantic Analyzer
  - On assignment – if LHS is a class, RHS may be null
  - For any function call – if formal is a class, actual may be null
  - Comparison operations: ==, != – If either side is a class, the other can be null

# 10-130: Virtual Methods

---

```
class super {
    int foo() {
        return 1;
    }
}

class sub {
    int foo() {
        return 2;
    }
}

void main() {
    super x = new sub();
    print(x.foo());
}
```

# 10-131: Virtual Methods

---

- If the language uses static methods (as described so far), the static type of the variable defines which method to use
  - In previous example, static methods would print out 1
  - C++ uses static methods (unless specified as “virtual”)
- If the language uses virtual methods, the type of the actual variable defines which method to use
  - In previous example, print out 2
  - Java uses *only* virtual methods (avoids some of the bizarre errors that can occur with C++)

# 10-132: Virtual Methods

---

```
class superclass {
    int x;
    void foo() {
        ...
    }
    void bar() {
        ...
    }
}

class subclass extends superclass {
    int y;
    void bar() {
        ...
    }
    void g() {
        ...
    }
}

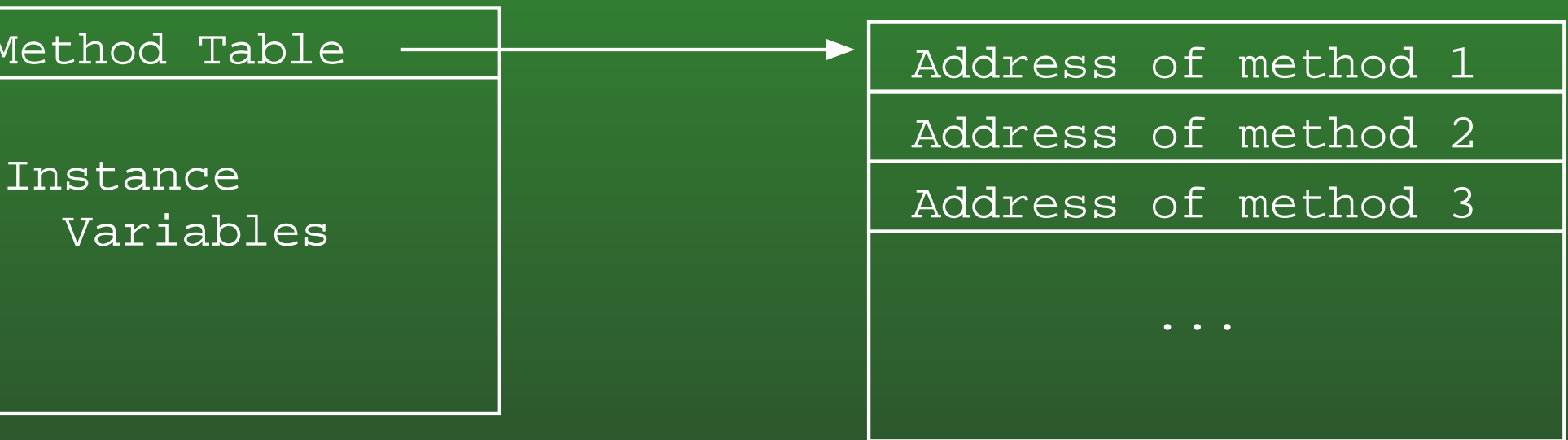
void main() {
    superclass a;
    a = new superclas();
    a.bar(); /* Point A */
    a = new subclass()
    a.bar(); /* Point B */
}
```

# 10-133: Virtual Methods

---

- We need to generate the exact same code for:
  - `a.bar()` at Point A
  - `a.bar()` at Point B
- Even though they will do different things at run time
- Function pointers to the rescue!

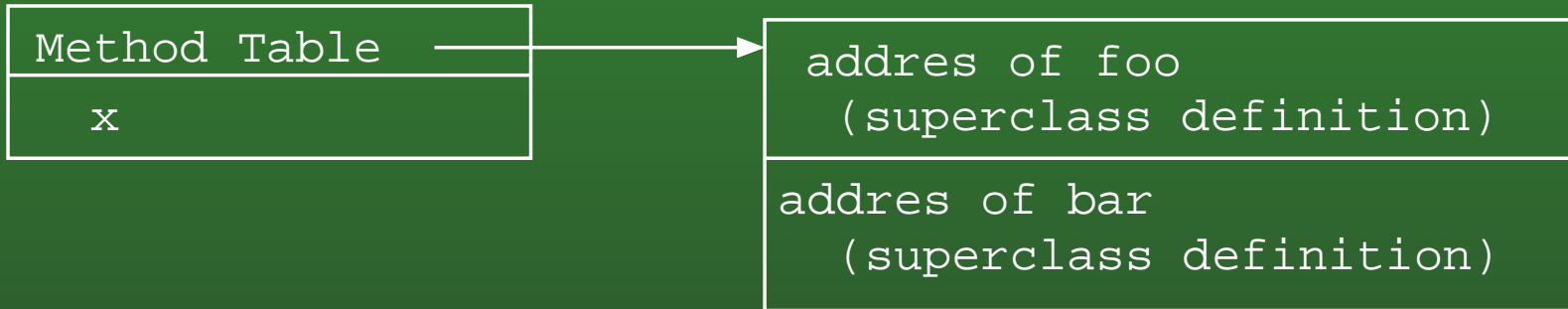
# 10-134: Virtual Methods



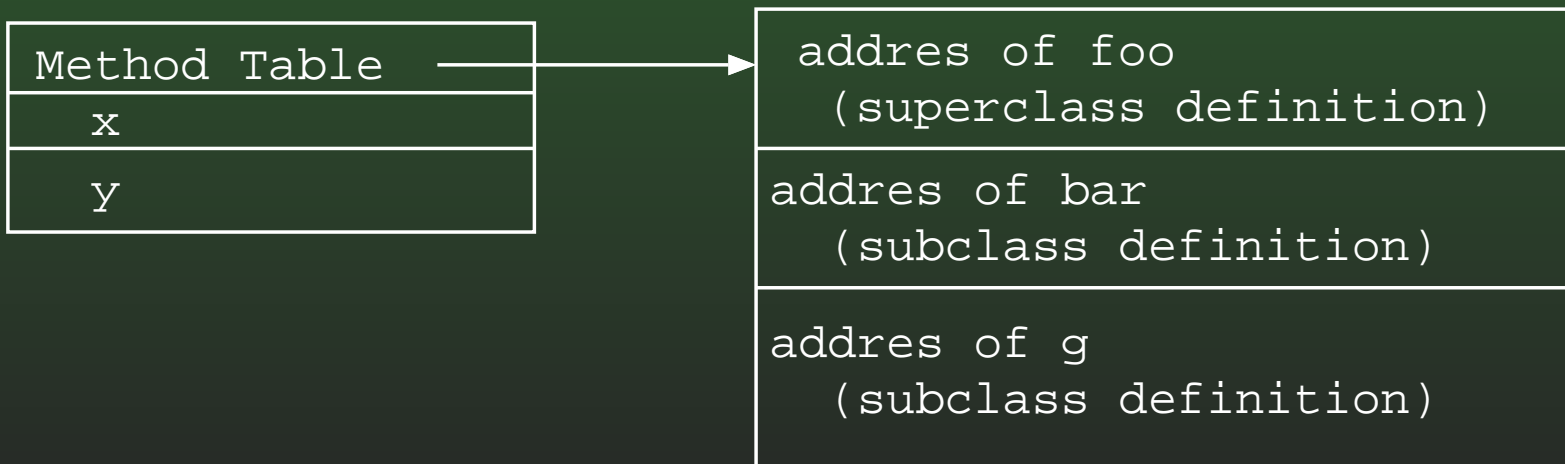
- Previously, the data segment held only the instance variables of the class
- Now, the data segment will also hold a pointer to a function table
  - Only need one table / class (not one table / instance)

# 10-135: Virtual Methods

Data segment for variable a



Data segment for variable b



# 10-136: Virtual Methods

---

- Function Environment
  - Previously, we needed to store the assembly language label of the function in the function environment
  - Now, we need to store the offset in the function table for the function

# 10-137: Virtual Methods

---

Environments for superclass

Function Environment		Variable Environment	
key	value	key	value
foo	0	x	4
bar	4		

Environments for subclass

Function Environment		Variable Environment	
key	value	key	value
foo	0	x	4
bar	4	y	8
g	8		

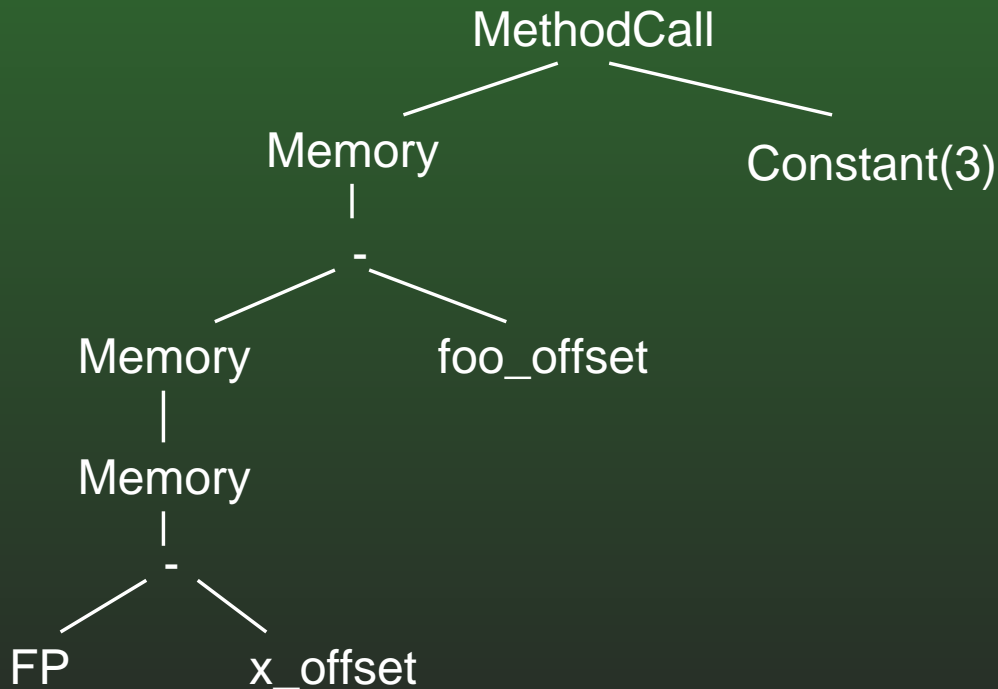
## 10-138: Virtual Methods

---

- When a method `x.foo()` is called
  - Look up `x` in the function environment
    - Returns a class type, which contains a local function environment
  - Look up `foo` in the local function environment
    - Returns the offset of `foo` in the function table
  - Output appropriate code

# 10-139: Virtual Methods

- When a method `x.foo(3)` is called
  - Output appropriate code
    - Extend our *AAT* to allow *expressions* as well as labels for function calls



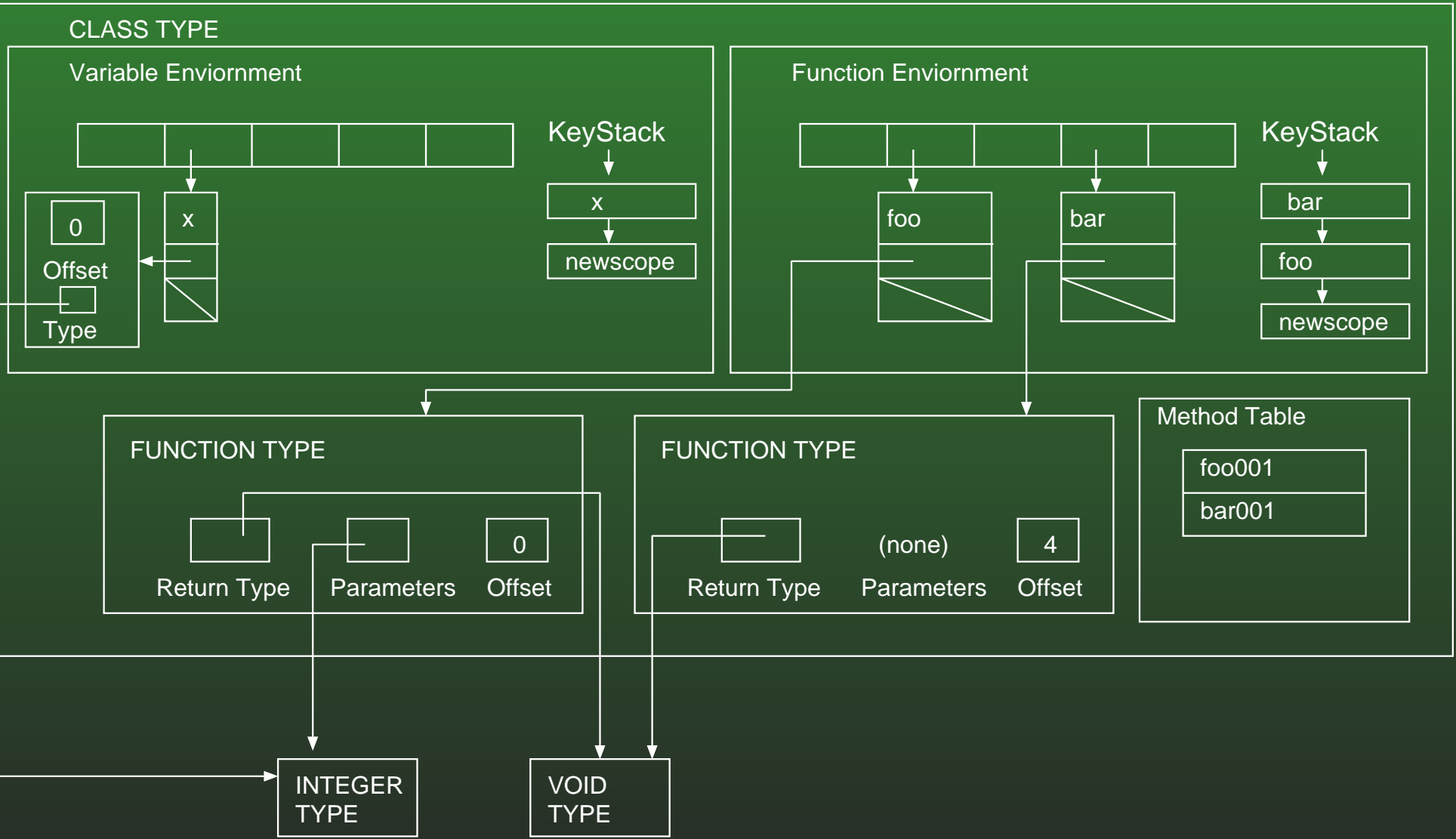
# 10-140: Virtual Methods Example

---

```
class baseClass {
    int x;

    void foo(int x) {
        /* definition of foo */
    }
    void bar() {
        /* definition of bar */
    }
}
```

# 10-141: Virtual Methods Example



# 10-142: Virtual Methods Example

---

```
class extendedClass {
    int y;

    void bar() {
        /* definition of bar */
    }

    void g() {
        /* definition of g */
    }
}
```

# 10-143: Virtual Methods Example

